



Remote Terminal Manager New layout

Remote Terminal Manager

As of 1 February 2021, RTM will have a new layout.

Key updates include:

- An improved widget-based user interface
- Enhanced functionality
- Mobile-friendly layout

Top tips

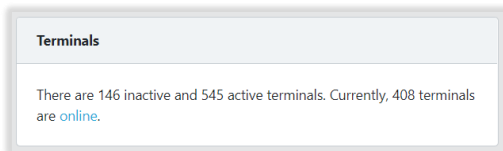
- Use the control buttons (details on page2) to customise tables and filter content.
- Each page type has different settings to customise your own user experience.
- All report tables can be exported to PDF, XLSX, CSV, RTF or Docs.

Feature highlights

This information sheet describes some of the main features within the re-designed RTM.

Dashboard

The dashboard provides an overview of all terminals: Quickly identify how many terminals are online and see any recent failed data sessions.

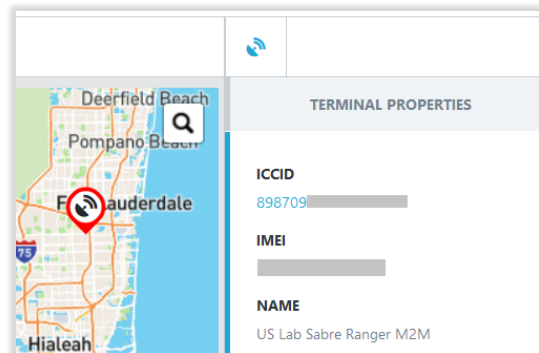


Customers > Display

Shows the customer and terminals overview. Users can request a GetInfo for all terminals assigned to that customer in the action menu (Supported commands vary based on hardware. GetInfo requests generate billable SMS or data traffic. Responses are dependent the terminal being registered on the network)

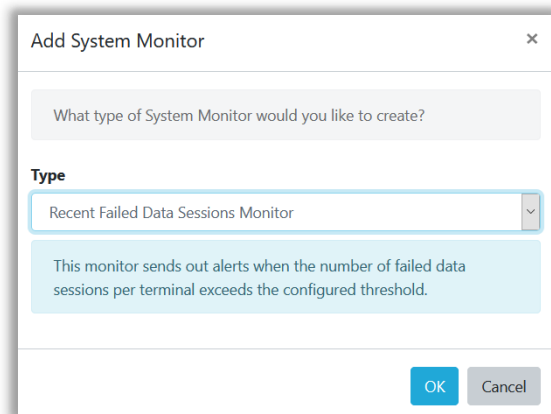
Terminals > Show on map

Shows all the terminals in your control. Terminals are colour coded depending on their online status. Click on the terminal to get the details.



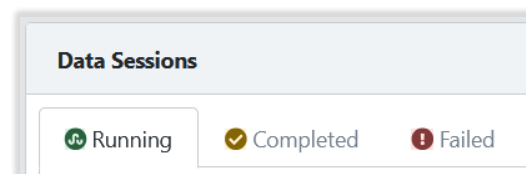
Tools > System monitor

Shows system monitors: Set Email alerts for failed sessions.



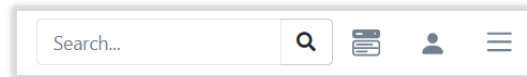
Reports > Data sessions

View session history on all the terminals in your control.



Using the new RTM

Users will see up to three main **control buttons** in the top right the screen. Control buttons allow users to control terminals or customise pages, widgets and report settings. Customisations are stored against the user account.



I want to...

Change my account preferences or switch to dark mode.



Account preferences

I want to...

Customise reports and widgets, change the page layout or hide and display page settings or filters.



Hamburger menu

I want to...

Filter tables and Swap between data from a single terminal or data from all terminals owned by the customer.



Filters

I want to...

Send terminal commands such as GetInfo or Terminal reboots.



Action menu

I want to...

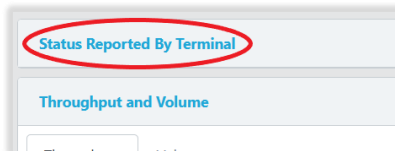
Updates the widget with the latest available information.



Refresh button

I want to...

Hide or show widget details.



Click the widget name